



## Content Links

ExternalContentDNAapp.dnax  
575e3661-32cf-41ec-ab46-e3f3b7da7296

**Fiserv Confidential:** Distribution restricted to:

- Clients using or considering purchase of the product described in this document
- Fiserv associates

© 2016 -2017 Fiserv, Inc. or its affiliates. All rights reserved. This work is confidential and its use is strictly limited. Use is permitted only in accordance with the terms of the agreement under which it was furnished. Any other use, duplication, or dissemination without the prior written consent of Fiserv, Inc. or its affiliates is strictly prohibited. The information contained herein is subject to change without notice. Except as specified by the agreement under which the materials are furnished, Fiserv, Inc. and its affiliates do not accept any liabilities with respect to the information contained herein and is not responsible for any direct, indirect, special, consequential or exemplary damages resulting from the use of this information. No warranties, either express or implied, are granted or extended by this document.

<http://www.fiserv.com>

Fiserv is a registered trademark of Fiserv, Inc.

Other brands and their products are trademarks or registered trademarks of their respective holders and should be noted as such.

**Overview:**

The Content Links application is used to create and maintain links that are displayed in a web browser within DNA™.

**Key Benefits:**

This application gives the financial institution the ability to create links to any internal or external web site for display in a web browser within DNA.

**Processing:**

This application contains an administration screen that is used to create, edit, and delete links, and a display screen that lists and shows currently active links.

When the external content maintenance screen is opened a list of all external content is displayed and is available to add to, edit, and delete.

When the external content display screen is opened all active external content records are listed on the left side of the screen. The first record in the list is selected and displayed by default.

The Link list in the display screen can be hidden by checking the Hide Link List checkbox. Clicking the Clear button will refresh the browser window with the URL currently being displayed.

**Screens:**

**Maintain External Content:**

**Navigation:**

System Module:

Services > System > Institution > External Content > External Content Maintenance

**Screen Appearance:**

Existing external content records are displayed in the top section of the screen. The bottom section is used for adding and editing content.

Tickler
Maintain External Content

### Maintain External Content

#### Existing Links

Link ID	Link Name	Link Order	Link Value	Effective Date	Inactive Date
83	Infonet	1	http://sp2k13web/Pages/default.aspx	04-04-2017	

#### Add/Edit Links

Name

URL

Effective Date

Inactive Date


Order Number


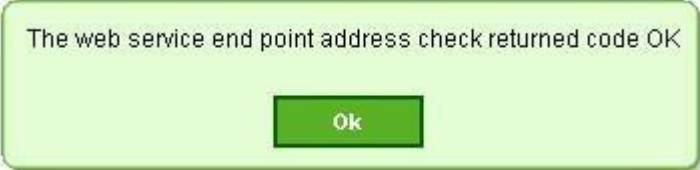
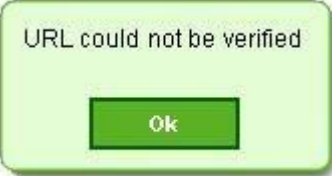


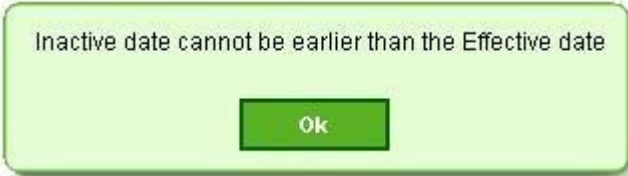
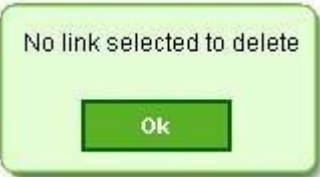
**Field Listing:**

Field	Description
<b>Existing Links</b>	
Link ID	System defined ID
Link Name	The friendly name of the link; displayed in the list on the Display Content screen. Must be unique

Link Order	Defines the order in the Display Content list the link will be. Does not need to be unique. If there is more than one record with the same order number the link name is used for the alpha-numeric sort
Link Value Field	The URL to use in the web browser control in the Display Content screen
Effective Date	The date the external content link will start displaying in the Display Content screen. Defaults to the current post date of the system
Inactive Date	The date the external content link will stop displaying in the Display Content screen
Button	
Delete	Presents user with a dialog to confirm deletion of selected link; clicking Yes deletes the link, clicking No cancels the action
<b>Add / Edit section</b>	
Name	The friendly name of the link
URL	The URL to display in the web browser control
Effective Date	The date the external content link becomes effective
Inactive Date	The date the external content link becomes inactive. This date must be greater than or equal to the effective date
Order Number	The display order. Default is one more than the number of existing records
Buttons	
Clear/Start New	Resets the Name, URL, Effective Date, Inactive Date, and Order Number fields
Test URL	Performs an HttpRequest and displays the response. Receiving a message stating that the URL could not be verified does not necessarily mean that the link will not work. For example, intranet sites can return this message.
Close/Cancel	Closes the screen or Cancels an edit
Process	Creates a new record or updates an existing record based on the Link ID value

**Messages that can be displayed in Maintain External Content:**

Description	Message
Delete confirmation messages	

	
<p>Test URL messages, an external site and an intranet site</p>	
<p>Description</p>	<p>Message</p>
	
<p>Process button messages</p>	
	
<p>Inactive Date message may display after leaving the effective date and inactive date fields, and may be raised after clicking Process</p>	
<p>Delete Button message may display if user has not mouse clicked on a record to delete</p>	

<p>Will display if user starts and edit to an existing record and then selects Cancel</p>	
---	---

**Display External Content:**

**Navigation:**

Relationships Module:  
Services > Relationships > Quick Inquiries > Display External Content

**Screen Appearance:**

Active external content records are displayed in a list on the right side of the screen. The first record in the list will be displayed in the web browser by default. Clicking on any link in the list will display it.

## Content Links

The screenshot shows a web browser window with the URL 'Link: DNAAppstore'. The page title is 'Display External Content'. On the left, there is a sidebar with a 'Link' list containing items like 'DNAAppstore', 'Draw Accounts by Account', 'Weekly Deposits and Loans', etc. The main content area shows search results for 'AllNotes'. The search bar contains 'AllNotes' and the results show one item: 'All Notes Screen' priced at '\$2,500.00'. Below the item description is an 'Add to Cart' button.

### Field Listing:

Field	Description
Link	Currently active link names
Buttons	
Refresh List	Refreshes the list of active links; useful if links have been added by an administrator while you have the this screen open
Back	Navigates back through the web browsers history
Forward	Navigates forward through the web browsers history
Clear	Refreshes the currently displayed URL in the web browser
Checkbox	
Hide Link List/Show Link List	Checking and Unchecking this box hides or shows the Link list

If a link is invalid this message will be displayed



### Additional Requirements: DNA™

4.2.1 or above



.NET Framework 4.5.2 (minimum)

**Configuration Checklist:**

Item	Test Environment	Production Environment

**Revisions**

Date	App Version #	Change
04/20/2017	1.1.0.1	Fixed validation observations
03/16/2017	1.1.0.0	Added Hide/Show Links checkbox Added Clear Button Removed auto refresh on return to screen
12/2016	1.0.0.0	Application Created